

Fill in the missing words to complete this paragraph about the benefits of wearing a wet suit and swim hat in cold water

A wet suit is usually made from which helps keep you and improves your (ability to float).

A wet suit will not keep you but acts as a barrier to stop body heat . More will keep you warmer than because several layers trap warm air between them and you.

A swim hat is a , commonly made from silicone, latex or lycra, worn on the .


Normal, healthy body temperature is and average summer air temperature is and sea or lake will be approximately in Britain in the summer months.

The colder the water the your body's heat escapes and leaves you losing heat and .

faster	escaping	37°C
one thick layer warm	thin layers	skin-tight garment
15°C	neoprene	energy
buoyancy	15-20°C	head
dry	insulate	warm



In partnership with



Fill in the missing words to complete this paragraph about the effects of cold water on your body

If you fall into cold water (below 15°C) your body will experience several extreme responses.

The first response will be a making you breathe and you may take in water in your .

Your heart rate will be . It is important to try and not and to get control of your and try not to water.


The longer you are in the water, the more you will find it to move your , , and , making it more difficult to to safety.

Therefore it is essential to retain your body heat. The Heat Lessening Position will help you retain your and strength. If you are with others, the will help retain your body heat.

swim	very fast	difficult	heat
rapidly	panic	legs	toes
swallow	Escape	"gasp reaction"	arms
mouth	breathing	fingers	huddle




In partnership with





Activity Sheet 3

Design a sign



In partnership with
























In partnership with




Can you match these signs up to their descriptions?

	DO NOT USE INFLATABLES		SUDDEN DROP
	DO NOT DIVE		SWIM BETWEEN THE FLAGS
	DO NOT JUMP		DO NOT SWIM
	DO NOT SURF		SURFING
	DO NOT SWIM		SHALLOW WATER
	DO NOT USE MOTORISED CRAFT		LARGE SURF OR HIGH BREAKING WAVES
	DEEP SHELIVING BEACH		DEEP WATER
	TIDES		STRONG UNDERCURRENTS
	SUBMERGED OBJECTS		WATER CRAFT ZONE
	STRONG WINDS		DO NOT USE INFLATABLES



In partnership with



In partnership with



Plan a visit to the beach or lake to go
in the water and swim

Write a checklist to help you plan a great day on the beach or by the lake.

CHECKLIST

-
-
-
-
-
-
-
-
-
-

Have you looked at the
weather? What do you
need to bring?



In partnership with

The following questions can be used as a quiz and/or as discussion points

1. Swimming indoors is different to swimming outdoors . Can you give **three** differences you need to consider?

2. What colour flag(s) mean it is safe to enter the water and a lifeguard is on duty?

3. Give **two** reasons why should you wear a brightly coloured swim hat when swimming outdoors .

4. If you saw someone in danger while swimming outdoors, what number should you call and who should you ask for?

5. Give **two** examples of choosing a safe location to swim outdoors.



In partnership with

6. How does a wetsuit help retain your body heat when in cold water?

7. If you are in cold water and you want to keep warm and safe, what positions would you take?

8. What do initials H.E.L.P stand for?


H

E

L

P


9. If a sign near water is this shape ▲ it is giving a warning of something potentially dangerous. Can you draw an example of a water safety sign you have seen and explain what it means?



10. If a sign near water is this shape ● it is advising you of a danger and informing you of what **not** to do. Can you give an example of a water safety sign informing you what **not** to do?



In partnership with



Cut out all the words below and put them into a bag, one person pulls out a word and has to describe it to the rest of the group without using the word itself

LIFEGUARD

**TRIANGULAR
SIGN**
(WARNING OR HAZARD)

WETSUIT

**HUDDLE
POSITION**

RED FLAG

SWIM HAT

**OUTDOOR
SWIMMING**

**WADING
ENTRY**

**HELP
POSITION**



In partnership with

Find all the words commonly used in a Swim Safe session. Once you've found them make a note of why they're important words.

L	I	F	E	G	U	A	R	D	B	G
R	N	D	Q	B	O	E	B	A	Z	X
C	O	L	D	K	K	M	D	S	W	L
Y	G	H	J	M	T	L	U	D	A	M
P	S	A	F	E	D	F	H	J	D	H
O	U	Q	E	V	A	R	T	J	I	F
I	H	U	D	D	L	E	G	K	N	E
T	L	I	O	P	K	L	N	X	G	R
R	D	F	P	P	L	E	K	U	T	V
S	D	W	L	E	R	V	D	M	H	B
Q	I	R	E	D	F	L	A	G	J	N
W	E	U	H	J	Q	W	D	F	B	K

Lifeguard

Help

Wading

Cold

Huddle

Adult

Red flag

Safe



In partnership with

